

**Product: RBD-(S477N)-8xHis purified recombinant protein**  
**Catalog N.: PR0005**

## 1. Application

Application

-ELISA and Western Blot

For laboratory use only. Not for any clinical, therapeutic, or diagnostic use in human or animals.

## 2. Product description

<b>Region/sequence:</b>	SARS-CoV-2, RBD region, aa 319-541 and His tag at C-terminus
<b>Calculated MW:</b>	26.2 KDa
<b>Expression Host:</b>	Insect cells (Hi-5) / baculovirus
<b>Form:</b>	Liquid
<b>Concentration:</b>	0,1 - 0,25 mg/ml (UV abs)
<b>Purity</b>	>95%
<b>Conjugation:</b>	Unconjugated
<b>Endotoxin:</b>	<1 EU/mL (<0,01 EU/ug)
<b>Quantity:</b>	100 ug
<b>Buffer:</b>	Tris HCl 50 mM, NaCl 150 mM (pH 8,0)
<b>Storage:</b>	Store as concentrated solution. Centrifuge briefly before opening vial. Aliquot and store at -20°C or below. Avoid multiple freeze-thaw cycles.

SISTEMA DI GESTIONE  
 QUALITÀ CERTIFICATO



UNI EN ISO 9001:2015

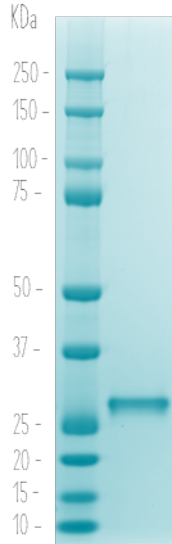
FOR RESEARCH USE ONLY

Page 1/3

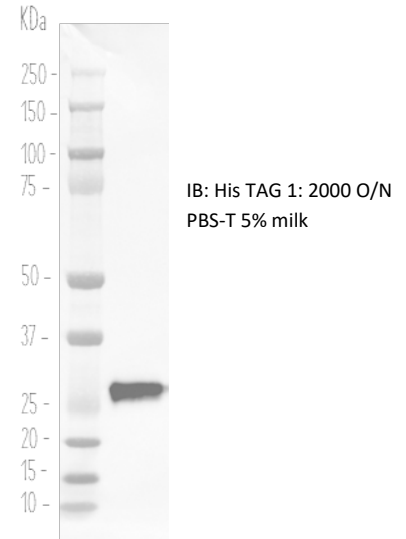
### 3. SDS-PAGE & Western Blot

#### Reducing SDS-PAGE Loading

COOMASSIE STAINING



WESTERN BLOT



**RBD-S477N-8xHis**

SISTEMA DI GESTIONE  
QUALITÀ CERTIFICATO



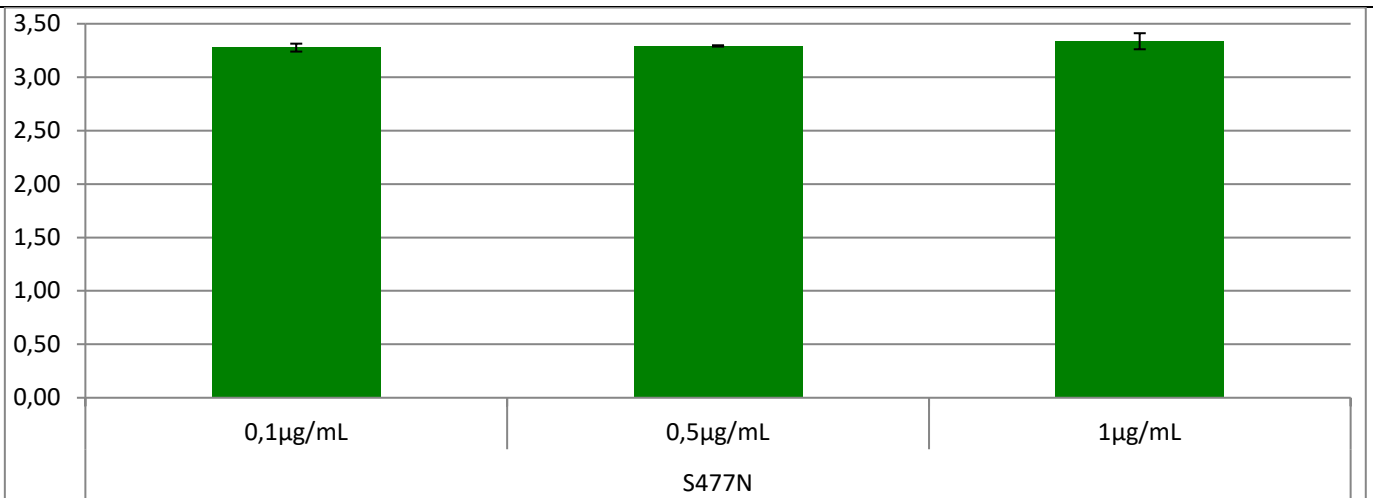
UNI EN ISO 9001:2015

FOR RESEARCH USE ONLY

Page 2/3

## 4. Ab anti-spike binding

<b>COATING:</b>	RBD-S477N-8xHis different concentrations (0,1 - 1 ug/ml) in PBS 1x, 50 ul/well, ON 4°C.
<b>ANTIBODY BINDING:</b>	rabbit anti-SARS-CoV-2 Spike S1 Subunit antibody 1:500, in 1% BSA, ON 4°C
<b>DETECTION:</b>	anti-rabbit, HRP conjugated
<b>DEVELOPMENT:</b>	TMB substrate, 1h RT, stop reagent for TMB substrate, abs at 450 nm



SISTEMA DI GESTIONE  
QUALITÀ CERTIFICATO



UNI EN ISO 9001:2015

FOR RESEARCH USE ONLY

Page 3/3